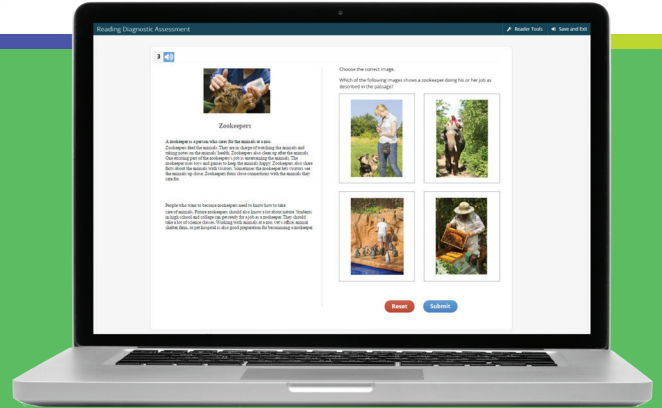


Diagnose learning needs with **EXACT PATH**



Adaptive assessments for K-12 reading, language arts, and math

Exact Path's adaptive diagnostic assessments prioritize accuracy and efficiency to report academic skill readiness and growth over time. By identifying learners' strengths and needs, regardless of grade level, and adapting in real time, you can pinpoint where your students are ready to learn and who may need targeted intervention services.

Designed to help you personalize learning

- Evaluating K-12 students on an objective and valid psychometric scale of learning
- Delivering Lexile® and Quantile® measures from our reading and math assessments
- Providing a valid measure of student growth upon each successive administration
- Quantifying national percentile rank to support score interpretation based on national norms
- Built by experienced, in-house subject matter experts and psychometricians
- Reporting on grade-level proficiency to indicate below, approaching, meets, or exceeds seasonal expectations

20

Assessments are 20-25 questions for K-1st graders, requiring 10-20 minutes to complete

40

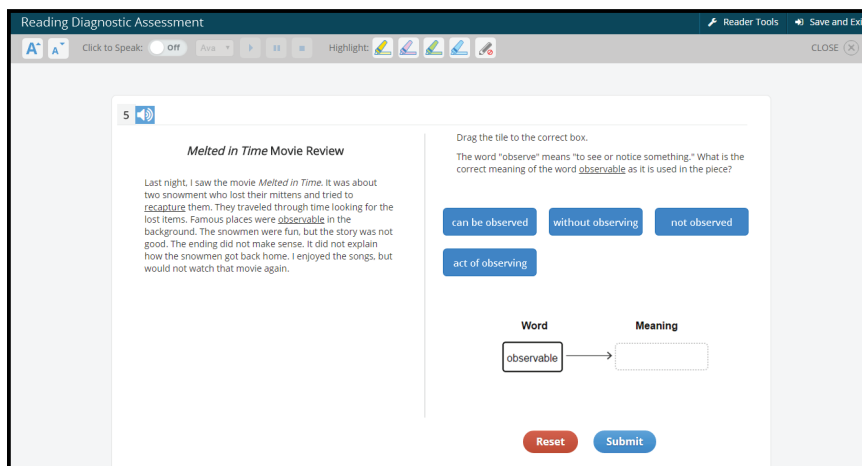
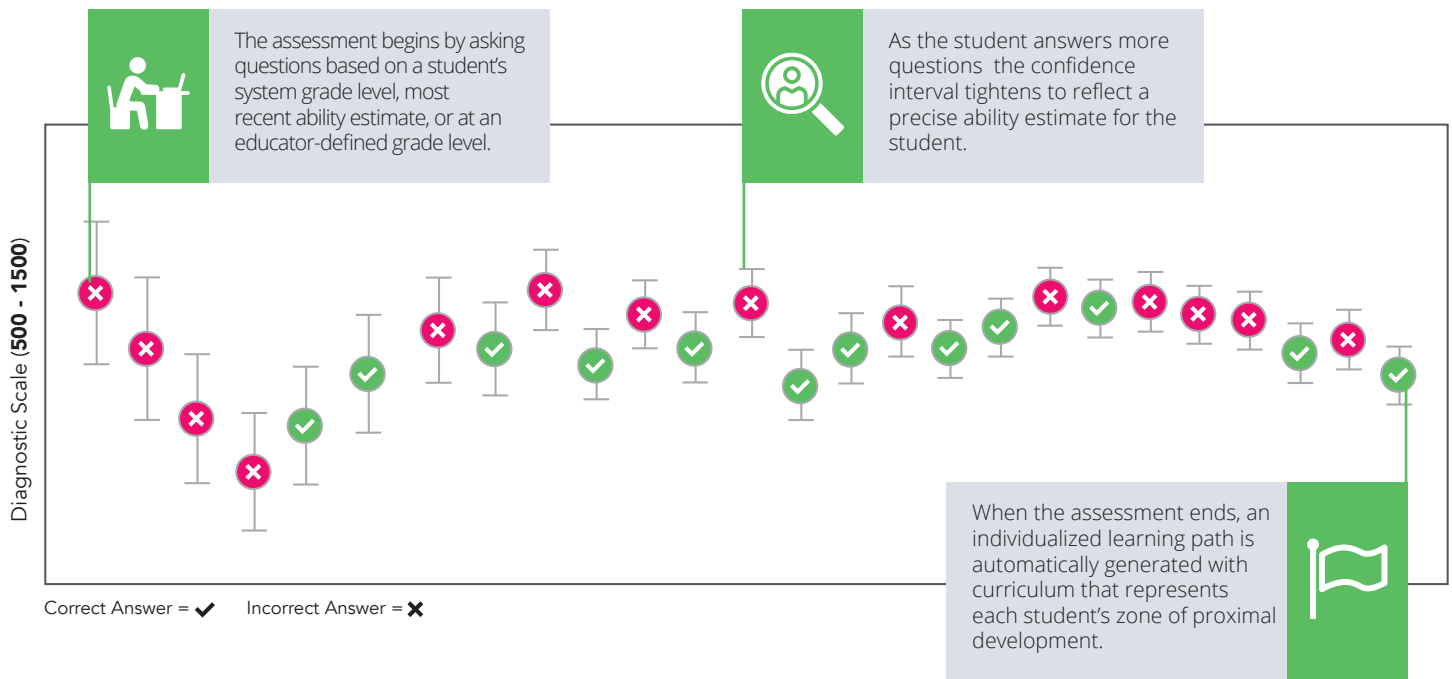
Assessments are about 40-50 questions for 2nd-12th graders, requiring 30-60 minutes to complete

20K

20,000 unique items available in reading, language arts, and math assessments combined

Understand the adaptive assessment experience

Edmentum's adaptive diagnostic assessments utilize a robust item pool to offer each student an entirely unique testing experience that adjusts in real time based on in-the-moment student responses. The illustration below shows an example of our assessment algorithm in action:



Taking an assessment

While answering assessment items, students have access to the following tools:

- Read aloud (if enabled)
- Enlarge or reduce text size
- Highlighter
- Save and exit

Schedule flexible assessment windows

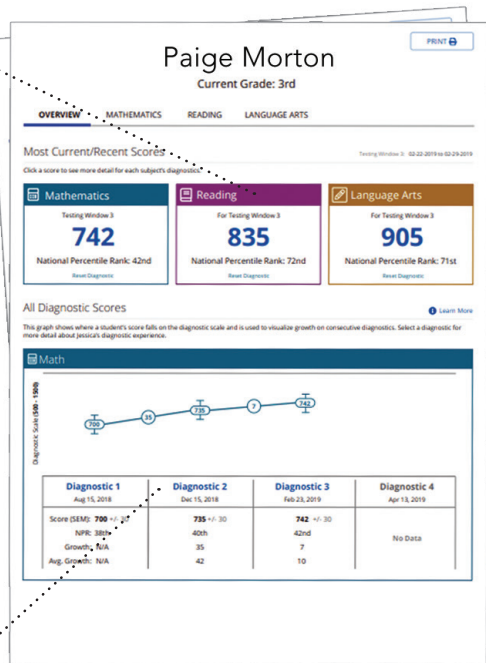
Setting up your assessment is easy. After administrators define testing windows, both administrators and teachers can auto-schedule assessments. Utilize our adaptive diagnostic assessments 2-4 times a year to measure student growth and guide ongoing instruction.

Support students each step of the way

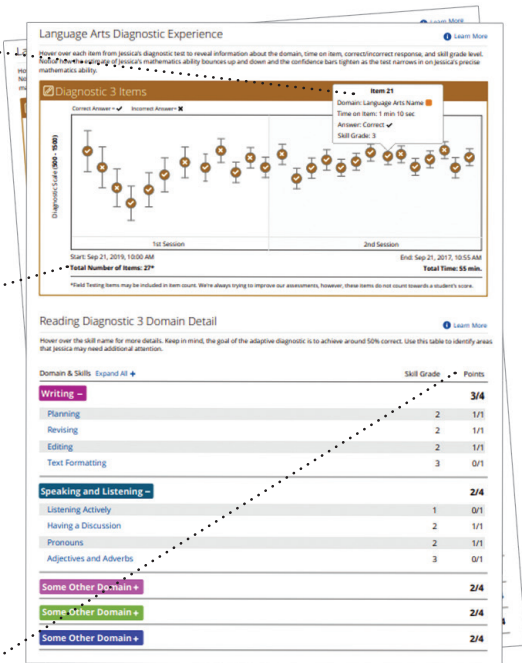
Analyzing diagnostic results

Student Summary Reports provide a rich level of detail, perfect for conferencing with students to set academic goals, bringing to professional learning communities for instructional decision making, and driving important parent-teacher or IEP meeting conversations.

- Preview each student's scale scores for all subjects in a single summary view.



- Roll over an item to view details such as time spent and what domain and skill grade the item is from.



- View scale score changes over time, quantify growth, and see how given students stack up against a nationally representative sample.

- For each domain and skill tested in the assessment, review the grade the skill is associated with and see the points earned for the total number of questions delivered.

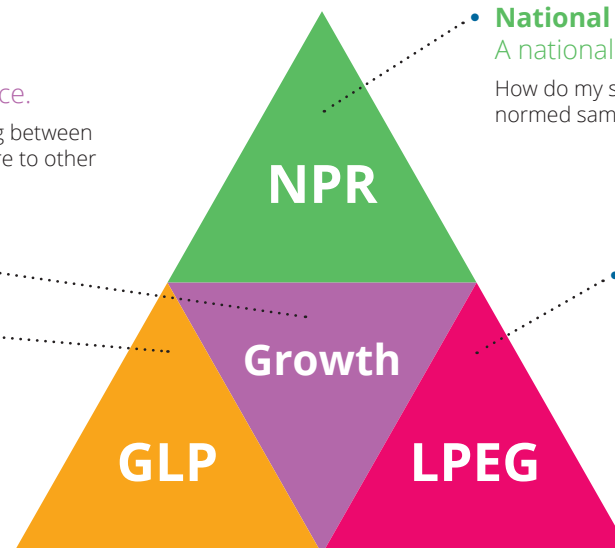
Backed by Powerful Data

- Growth and Typical Growth**
Progress and relative performance.

How much progress are students making between assessments, and how does that compare to other students nationally?

- Grade Level Proficiency**
A readiness classification.

Are my students tracking toward grade-level proficiency relative to fall, winter, and spring expectations?



- National Percentile Rank**
A national comparison.

How do my students compare against a nationally normed sample assessed in the spring?

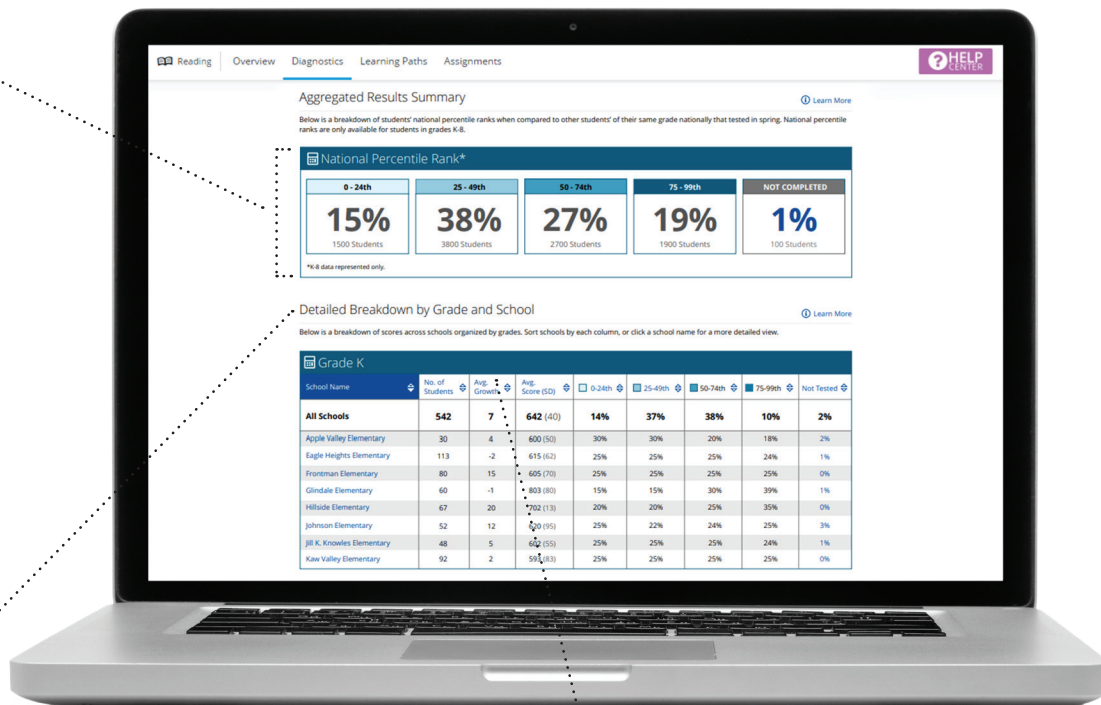
- Learning Path Entry Grade**
A starting point.

What is the grade level associated with the first skill my students will be asked to complete in their learning path?

Analyze aggregated diagnostic results

Ultimate flexibility allows administrators to slice the data in the way that serves them best—whether that is across schools, grade levels, teachers, or classes. Use these reports to spot academic trends and keep tabs on assessment administration progress and performance.

- View the percentage and raw number of students who scored within each national percentile category according to a representative sample.



- Preview the average growth students experienced from one assessment to another to help inform academic goal setting.

- See a breakdown of aggregated assessment scores according to grade level and school within a district. Then click on a specific school to drill into results organized by grade level and class.

Pair diagnostics with Exact Path learning paths



Individualized
Instruction



Automatic
Remediation



Built-In
Rewards



Digital Assignments
& Printable Lessons

Contact us today for more information.
www.edmentum.com - 800.447.5286



edmentum.com
800.447.5286
info@edmentum.com
AC026-41 082521

5600 W 83rd Street
Suite 300, 8200 Tower
Bloomington, MN 55437
© 2022 EDMENTUM, INC.