

# The Exact Path Effect




Proven impact across assessments, diverse student populations, geographic regions, and district sizes.



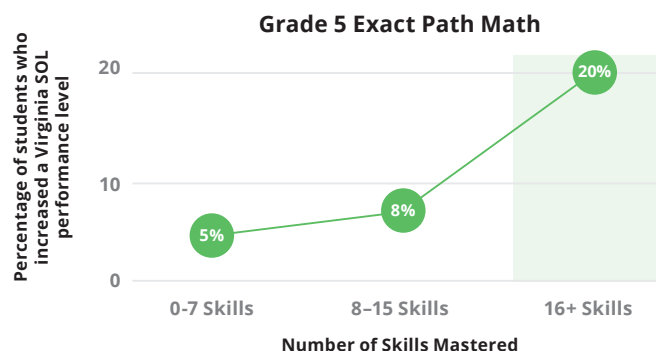
**7+ ESSA-rated studies** show use of Exact Path improved achievement across NWEA® MAP®, Renaissance® Star® and state assessments.

[Access of all of our efficacy studies on edmentum.com](https://edmentum.com)

**Proven results across student groups** with varied learning needs, including multilingual learners and students with IEPs.



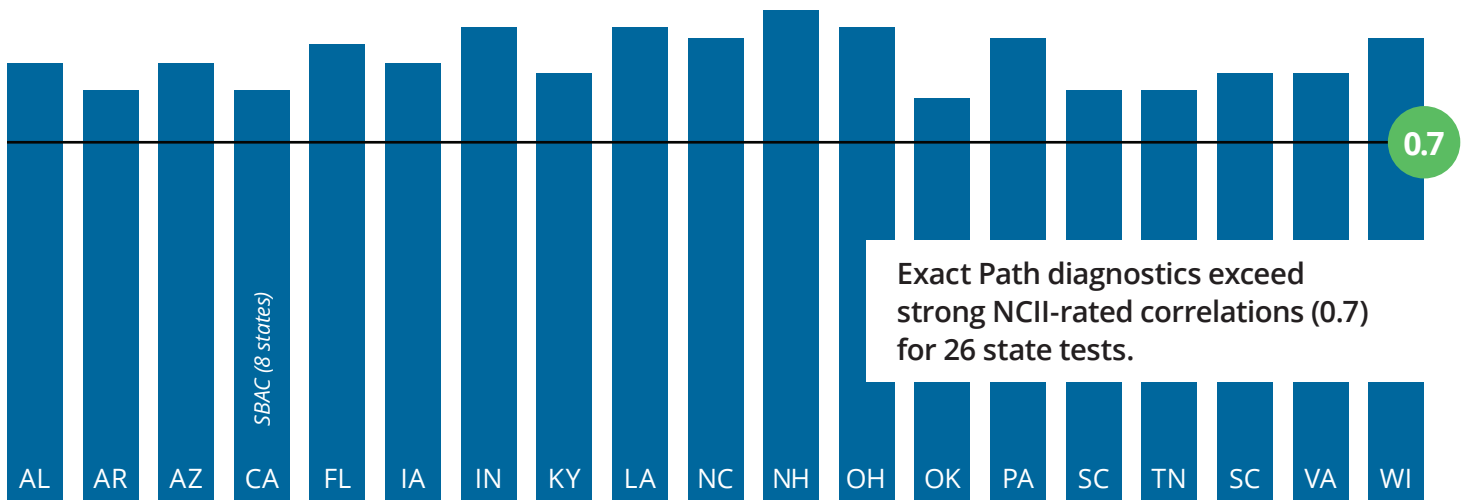
**See accelerated growth with 8+ skills** a semester, and extended positive effects with continued use for students most in need.



# Achieve the Exact Path Effect in Your District

## Measure what matters

Districtwide growth starts with valid and reliable assessment. Exact Path diagnostics are research-proven to identify the unique academic needs of all learners with high accuracy.

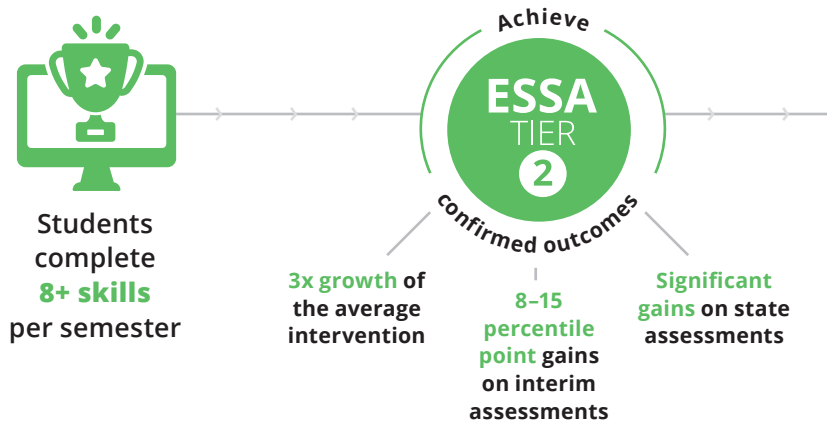


Identifies all students' needs regardless of gender, ethnicity, disability, economic status, or MLL classification

Scored high as an academic screening tool by the National Center on Intensive Intervention (NCII)

## Ensure growth towards accountability

Students who complete 8 or more skills in Exact Path see accelerated growth, as evidenced by our ESSA tier 2 research. With the Impact Report, leaders can see and coach to these outcomes and measure the effectiveness of Exact Path in their district.



See Exact Path's impact on growth in your district.

