



A FREE RESOURCE PACK FROM EDUCATIONCITY

Formative Reading Assessment



English



Assessments



Suitability

What Does This Pack Include?

This pack has been created by teachers, for teachers. In it, you'll find a paper copy of a formative reading assessment (ID# 41686) for 6-7 year olds, which includes a piece of text and 10 questions to be read and completed in 20 minutes. Answers are also provided.

Assessment Guidance

Students have 20 minutes to read and answer all 10 questions.


To go directly to the content, simply click on the title in the index below:

THE BEACH TREASURE HUNT ASSESSMENT

ASSESSMENT ANSWERS

Other Resources Linking to the Theme

Before finalising your lesson planning, check out our online content relating to reading and comprehension too. It's simple to find, just enter the name in EducationCity's Search tool!

THINKITS:	ACTIVITIES:	ACTIVITY SHEET:
Inspire Creative Ways of Thinking	Educational Content	Offline Practice and Reinforcement
More Facts and Details Content ID#: 14035	Famous Faces Content ID#: 20639	Wild River Content ID#: 27996
<p>Question</p> <p>Read the text below to find out about popcorn. Then talk to your partner about the most important points.</p> <ol style="list-style-type: none"> Some people say that Native Americans once threw ears of corn into campfires. When the kernels got hot, they popped. Other people say Aztec Indians used popcorn to make necklaces. In the 1800s, some Americans added milk to popcorn and ate it as a breakfast cereal. In the UK popcorn is now a very popular snack, especially at the cinema! <p>Answer</p> <p>Read the text and discuss the points that were made. Ideal for pair work.</p>	<p>Famous Faces</p>  <p>Read and answer questions from a biographical text.</p>	<p>Wild River Activity Sheet</p> <p>Name: _____ Class: _____</p> <p>Pick one of your favourite short stories to share with a friend. When you've read the story together, write some questions for them to answer about what has happened.</p> <p>Remember:</p> <ul style="list-style-type: none"> You can often start questions with who what when where why how Use a '?' at the end of a question. Make sure that you know the answer to your own question. <p>1 _____</p> <p>2 _____</p> <p>3 _____</p> <p>4 _____</p> <p>Answer who, what, when, where, why and how questions about events in a story.</p>

Found these resources useful?

Why not start a free trial of the full EducationCity resource and see what else we can offer you!

Email us at trials@educationcity.com
or call us on +44 (0)1572 725080!

The Beach Treasure Hunt

It was a hot day. Dad's idea to go down to the beach with Klara, my best friend, was a super one. Now we were paddling in what was left of the sea on the beach, kicking water, laughing and splashing each other in the hot sunshine. Dad was reading his book on the sand. He gave us a wave when he looked up now and then. We waved back.

As the sea crept back, the rocks under the clifftops slowly appeared. Children had begun to grab their nets and buckets and were ready and waiting to spot anything that moved in the puddle that had been left behind by the sea. Klara heard one boy excitedly shouting to his mum that he had caught a crab in his net. Another called out to his friends that he had spotted a starfish. A man, holding on to the hand of his little girl, was running across the beach towards the rocks with a red net and blue bucket, hoping to join in with the treasure hunt.

Today we had forgotten our nets but Klara and I walked over to the rocks to see what the excitement was all about. Some children had clambered over the rocks and gathered around a tall girl with fair hair. They were all staring down at her hands. When we finally wriggled through the crowd, we saw a large brown fish swimming in circles in her pink bucket. The crowd began to move away, keen to carry on a hunt of their own, and soon Klara and I were alone with the girl.

'What will you do with it now?' Klara asked the girl.

'I'm going to take a photo of my lucky find and then put it back where I found it,' she replied.

'My name is Meg. What's yours?'

'I'm Meg too,' I said, surprised. All three of us smiled at each other.



Questions

Please tick the box beside the answer that you think is correct.

1. What was the weather like at the beach?

- sunny and cloudy
- sunny and wet
- wet and cold
- sunny and hot

2. Who was Klara?

- Meg's mum
- Meg's sister
- Meg's best friend
- Meg's aunt

3. What were the two girls doing at the start of the story?

- they were sitting on the beach talking
- they were paddling in the sea
- they were fishing
- they were swimming

4. Why was the sea moving back?


- the tide was going out
- the children had built a sand bank
- the girls were moving further away from the sea
- the girls were kicking the water away

5. Select the colours of the buckets the writer mentions in the story.

- red and pink
- brown and red
- red and blue
- pink and blue

6. Why did the writer call this a 'treasure hunt'?

- because the children were finding gold and silver on the beach
- because the children were playing at being pirates
- because the children were looking for the hidden wildlife in the rockpools
- because the children found the treasure in the sand



Questions

7. What were the children with nets and buckets doing on the rocks?

- they were fishing in the sea
- they were rockpooling
- they were pond dipping
- they were playing games

8. Which word does the writer use to show that the rocks were difficult to walk on?


- clambered
- wriggled
- forgotten
- gathered

9. What did the girl say she was going to do with the fish in her bucket?

- take it home with her
- go out to the sea and let it go
- return it to where she found it straight away
- take a photo of it and then return it to where she found it

10. The writer says, 'All three girls smiled at each other'. Why do you think they did this?

- they knew each other
- they wanted to be in the photo
- they had made new friends
- they liked the girl's fish



Answers

1. sunny and hot
2. Meg's best friend
3. they were paddling in the sea
4. the tide was going out
5. pink and blue
6. because the children were looking for wildlife in the rockpools
7. they were rockpooling
8. clambered
9. take a photo of it and then return it to where she found it
10. they had made new friends



About EducationCity

EducationCity produces fun, educational materials to engage students in learning and empower teachers to tailor their teaching. [Take a look at how EducationCity can support you in the classroom:](#)



Target Lesson Objectives Easily

Find relevant content that links to your curriculum by using our Curriculum Map or Search tool.

Comprehensive and clearly organised by strand, content is so easy to access!



Plan in Advance

When planning your lessons, choose your Activities in advance and put them into a MyCity so they're easy for students to access. Choose a meaningful name for each MyCity and you'll be able to update and retrieve them year after year!



Differentiated Teaching

Monitor progress with SuccessTracker and you'll be able to identify the strengths and areas of development for each of your students and so choose relevant activities to help them progress.



Flexible Learning

EducationCity is accessible via desktops, laptops, tablets and whiteboards, so can support you whatever equipment is available in your classroom.



Lesson Plans

Access our ready-made Lesson Plans and topical content to support teaching and learning in the classroom.

There's more to EducationCity than Activities alone!



Assessment

Check students' learning with formative, summative and unit assessments. Curriculum-correlated, pre-prepared and easy to set, they give instant feedback to inform your next steps.



"Teachers have been delighted with the content of this package and most impressed with how easy it is to find appropriate learning and teaching resources and then to use them in a variety of ways."

Mark Sanderson,

Senior ICT Consultant, Herefordshire Learning and Achievement

Want to find out more about EducationCity?

Start a free trial for your school today and see it for yourself. Simply call us on +44 (0)1572 725080 or email trials@educationcity.com

Website: www.educationcity.com
Email: trials@educationcity.com