



A FREE RESOURCE PACK FROM EDUCATIONCITY

Banding Sheets



English



Mathematics



Teaching Resources



Suitability

Banding Sheets Teaching Resources

What Does This Pack Include?

This pack has been created by teachers, for teachers. In it, you'll find high quality banding sheets, which provide a list of curriculum-linked activities to help you a) moderate your Year 6 students' maths, reading and writing skills and b) address any gaps that may exist in their knowledge.

To go directly to the content, simply click on the title in the index below:

KEY STAGE 2 BANDING SHEETS

Found these resources useful?

Why not take a look at the other free resources we offer and see how else we can help support you in the classroom!

**Email us at customerservice@educationcity.com
or call us on +44 (0)1572 725080!**

End of KS2 Expectations 2018/19: Maths



Mathematics


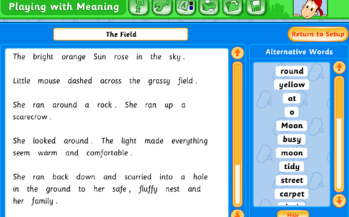
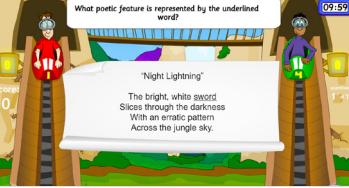
OBJECTIVE	EXAMPLE	EDUCATIONCITY RESOURCE
Working at the Expected Standard, the pupil can:		
1 Demonstrate an understanding of place value, including large numbers and decimals.	What is the value of the '7' in 276,541? $8.09 = 8 + 9 / (?)$ $28.13 = 28 + (?) + 0.03$	<ul style="list-style-type: none"> • Arcade Champion • High Score Hero • Strictly Talented
2 Calculate mentally, using efficient strategies, such as manipulating expressions, using commutative and distributive properties to simplify the calculation.	$53 - 82 + 47 = 53 + 47 - 82 = 100 - 82 = 18$ $20 \times 7 \times 5 = 20 \times 5 \times 7 = 100 \times 7 = 700$	<ul style="list-style-type: none"> • Mental Maths Test • Wheel Calculations • Strictly Talented
3 Use formal methods to solve multi-step problems.	Find the change from £20 for three items, costing £1.24, £7.92 and £2.55. A bottle holds 1.5l. How many cups of 175ml can be filled from the bottle? How much is left?	<ul style="list-style-type: none"> • Party Planner • Ranger Things • Cone with the Wind
4 Recognise the relationship between fractions, decimals and percentages and express them as equivalent quantities.	One piece of cake that has been cut into five equal slices can be expressed as $\frac{1}{5}$ or 0.2 or 20% of the whole cake.	<ul style="list-style-type: none"> • Bargain Sale • Pizza Delivery • Ready, Steady, Bake!
5 Calculate using fractions, decimals or percentages.	$7 \div 21$ is the same as $\frac{7}{21}$ and this is equal to $\frac{1}{3}$. Solving: 15% of 60; $1\frac{1}{2} + \frac{3}{4}$; $\frac{7}{9}$ of 108; 0.8×70	<ul style="list-style-type: none"> • Nature Calls • Strictly Talented
6 Substitute values into a simple formula to solve problems.	Perimeter of a rectangle: $2l + 2w = (2 \times 8) + (2 \times 4) = 16 + 4 = 20$ Alternatively, area of a triangle: $LW \div 2 = (8 \times 4) \div 2 = 32 \div 2 = 16$	<ul style="list-style-type: none"> • Football Mad • Combined Harvesters • Expressions and Equations

OBJECTIVE	EXAMPLE	EDUCATIONCITY RESOURCE
7	<p>Calculate with measures.</p>	<p>Calculate the length of a bus journey after being given start and end times.</p> <p>Convert 0.05km into m and then into cm.</p> <ul style="list-style-type: none"> • Summer Break • Kuko Run • High Rise
8	<p>Use mathematical reasoning to find missing angles.</p>	<p>The missing angle in an isosceles triangle when one of the angles is given.</p> <p>The missing angle in a diagram using knowledge about angles at a point and vertically opposite.</p> <ul style="list-style-type: none"> • Angles Topic Tool* • Bar-B-Shapes • Artistic Angles

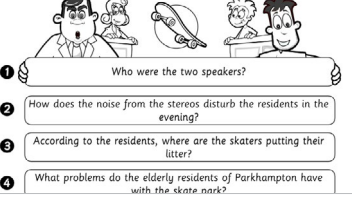
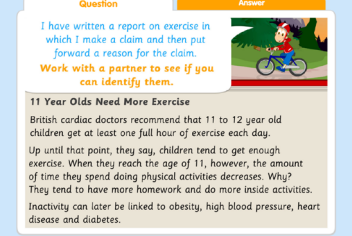

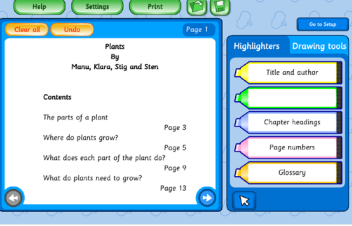
* Topic Tools can be personalised and adaptable to suit many curriculum areas.

End of KS2 Expectations 2018/19: Reading



OBJECTIVE	EXAMPLE	EDUCATIONCITY RESOURCE
Working at the Expected Standard, the pupil can:		
1 Read age-appropriate books with confidence and fluency (including whole novels).	 <p>Taken from: Tales from Brazil #22637</p>	<ul style="list-style-type: none"> • Teleprompter Topic Tool* • Tales from Brazil
2 Read aloud with intonation that shows understanding.	 <p>Taken from: Reflective Poetry ThinkIt #19837</p>	<ul style="list-style-type: none"> • Teleprompter Topic Tool* • Forms of Poetry Topic Tool* • Reflective Poetry
3 Work out the meaning of words from the context.	 <p>Taken from: Playing with Meaning Topic Tool #2256</p>	<ul style="list-style-type: none"> • Cloze Topic Tool* • Playing with Meaning Topic Tool* • Skateboard Whiz
4 Explain and discuss their understanding of what they have read, drawing inferences and justifying these with evidence.	 <p>Taken from: Swamp Fever #1635</p>	<ul style="list-style-type: none"> • Text Features Topic Tool* • Swamp Fever • Literature Themes
5 Predict what might happen from details stated and implied.	 <p>Taken from: Timeless Tales - Modern Fiction #21522</p>	<ul style="list-style-type: none"> • Storyscape Topic Tool* • Timeless Tales (selection of stories and activities)


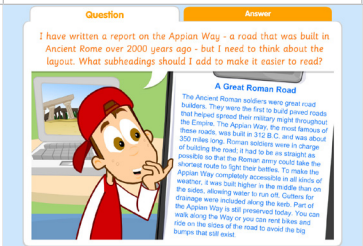

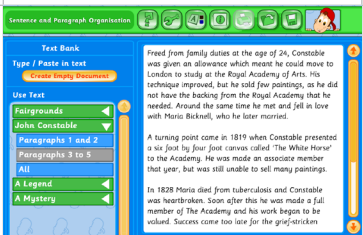
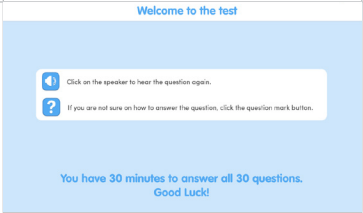
* Topic Tools can be personalised and adaptable to suit many curriculum areas.

OBJECTIVE	EXAMPLE	EDUCATIONCITY RESOURCE
<p>6</p>	<p>Retrieve information from non-fiction texts.</p>	 <ul style="list-style-type: none"> Sequencing Timeline Topic Tool* Special Report Skateboard Whiz
<p>7</p>	<p>Summarise main ideas, identifying key details and using quotations for illustration.</p>	 <p>Taken from: Making & Supporting Claims ThinkIt #14160</p> <ul style="list-style-type: none"> Making & Supporting Claims Summer Camp Soapbox Superstars
<p>8</p>	<p>Evaluate how authors use language, including figurative language, considering the impact on the reader.</p>	 <p>Taken from: Jolly Rogers #1139</p> <ul style="list-style-type: none"> Forms of Poetry Topic Tool* Jolly Rogers Skate Debate
<p>9</p>	<p>Make comparisons within and across books.</p>	 <p>Taken from: Text Features Topic Tool #2126</p> <ul style="list-style-type: none"> Text Features Topic Tool* Literature Themes Timeless Tales

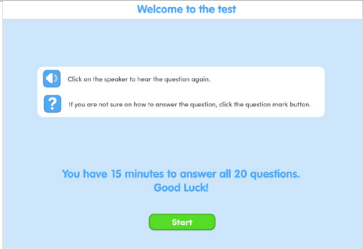
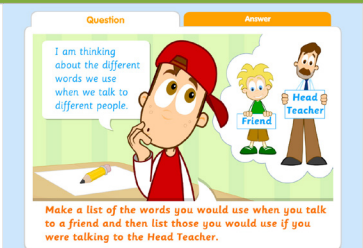
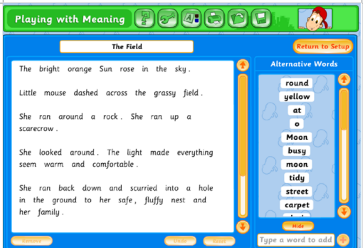


* Topic Tools can be personalised and adaptable to suit many curriculum areas.

End of KS2 Expectations 2018/19: Writing



OBJECTIVE	EXAMPLE	EDUCATIONCITY RESOURCE
Working Towards the Expected Standard, the pupil can:		
1 Write for a range of purposes.	 <p>Taken from: Storyscape Topic Tool #2153 to #2156</p>	<ul style="list-style-type: none"> Text Features Topic Tool* Storyscape Topic Tool* The Writing Process Skate Debate Sten's Comic Book Maker
2 Use paragraphs to organise ideas.	 <p>Taken from: Paragraphs ThinkIt #14046</p>	<ul style="list-style-type: none"> Sentences and Paragraphs Topic Tool* The Writing Process (Part A and B) Paragraphs
3 In narratives, describe characters and settings.	 <p>Taken from: The Writing Process #19741</p>	<ul style="list-style-type: none"> Playing with Meaning Topic Tool* The Writing Process Sten's Comic Book Maker
4 In non-narrative writing, use simple devices to structure the writing and support the reader, such as headings, sub-headings and bullet points.	 <p>Taken from: Sentences and Paragraphs Topic Tool #2086</p>	<ul style="list-style-type: none"> Sentences and Paragraphs Topic Tool* World War 2
5 Use capital letters, full stops, question marks, commas for lists and apostrophes for contraction mostly correctly.	 <p>Taken from: Lower KS2 Grammar & Punctuation Test #28197</p>	<ul style="list-style-type: none"> Revenge of the Comma Croaking Contractions River Deep Words in the Wild Lower KS2 Grammar & Punctuation Test

* Topic Tools can be personalised and adaptable to suit many curriculum areas.

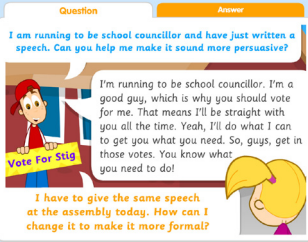

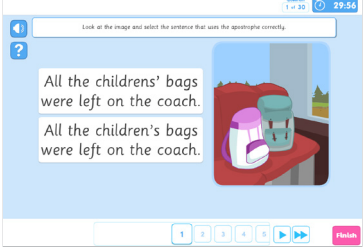
OBJECTIVE	EXAMPLE	EDUCATIONCITY RESOURCE
<p>6 Spell most words correctly from the year 3/year 4 spelling list, and some words from the year 5/year 6 spelling list.</p>	 <p>Taken from: Lower KS2 Spelling Test #28196</p>	<ul style="list-style-type: none"> • Speed Read Topic Tool* • Spelling Stallions • Slam Dunk • Lower KS2 Spelling Test
<p>7 Write legibly.</p>		<ul style="list-style-type: none"> • No content as of yet
<p>Working at the Expected Standard, the pupil can:</p>		
<p>1 Write effectively for a range of purposes and audiences, selecting language that shows good awareness of the reader, such as the use of the first person in a diary, or direct address in instructions and persuasive writing.</p>	 <p>Taken from: Adjusting Language ThinkIt #14163</p>	<ul style="list-style-type: none"> • Text Features Topic Tool* • Adjusting Language • Formal and Informal Language • Jolly Rogers • Paper and Pens vs. Computers
<p>2 In narratives, describe settings, characters and atmosphere.</p>	 <p>Taken from: Playing with Meaning Topic Tool #2258</p>	<ul style="list-style-type: none"> • Playing with Meaning Topic Tool* • The Writing Process • Sten's Comic Book Maker
<p>3 Integrate dialogue in narratives to convey character and advance the action.</p>	 <p>Taken from: Dragon's Pendant #5530</p>	<ul style="list-style-type: none"> • The Writing Process • Sten's Comic Book Maker • Dragon's Pendant
<p>4 Select mostly appropriate vocabulary and grammatical forms that reflect what the writing requires, e.g., using contracted forms in dialogues in narrative.</p>	 <p>Taken from: Slither River #5362</p>	<ul style="list-style-type: none"> • Playing with Meaning Topic Tool* • Clue's in the Clause • Hot Seat • Slither River

* Topic Tools can be personalised and adaptable to suit many curriculum areas.

OBJECTIVE	EXAMPLE	EDUCATIONCITY RESOURCE
5	<p>Use a range of devices to build cohesion, such as conjunctions, adverbials of time and place, pronouns or synonyms, within and across paragraphs.</p>	<p>• Sentences and Paragraphs Topic Tool*</p> <p>• The Writing Process (Parts A and B)</p> <p>• Sparta the Problem</p> <p>• Grammar Island</p>
6	<p>Use verb tenses consistently and correctly throughout their writing.</p>	<p>• InTense Adventure</p> <p>• City Lights</p> <p>• Stig on Tour</p>
7	<p>Use the range of punctuation taught at Key Stage 2 mostly correctly, such as inverted commas and other punctuation to indicate direct speech.</p>	<p>• Upper KS2 Grammar & Punctuation Test</p> <p>• Force Field</p> <p>• Phantom Ellipsis</p>
8	<p>Spell most words correctly from the year 5/year 6 spelling list*, and use a dictionary to check the spelling of uncommon or more ambitious vocabulary.</p>	<p>• Upper KS2 Spelling Test</p> <p>• Speed Read Topic Tool*</p> <p>• Aim High</p> <p>• Hammer Time</p> <p>• Snow Hope</p>
9	<p>Maintain legibility in joined handwriting when writing at speed.</p>	<p>• No content as of yet</p>
Working at a Greater Depth within the Expected Standard, the pupil can:		
1	<p>Write effectively for a range of purposes and audiences, selecting the appropriate form and drawing independently on what they have read as models for their own writing.</p>	<p>• The Writing Process**</p> <p>• Stamina for Writing**</p> <p>• The Jungle Books</p>

* Topic Tools can be personalised and adaptable to suit many curriculum areas.

** N.B.: Please note that both The Writing Process and Stamina for Writing offer a number of variations to support different writing styles.

OBJECTIVE	EXAMPLE	EDUCATIONCITY RESOURCE
<p>2</p> <p>Distinguish between the language of speech and writing, and choose the appropriate register.</p>	 <p>Taken from: Formal and Informal Language ThinkIt #14050</p>	<ul style="list-style-type: none"> • Text Features Topic Tool* • Adjusting Language • Formal and Informal Language • Jolly Rogers • Paper and Pens vs. Computers
<p>3</p> <p>Exercise an assured and conscious control over levels of formality, particularly through manipulating grammar and vocabulary to achieve this.</p>	 <p>Taken from: Talk of the Town #1075</p>	<ul style="list-style-type: none"> • Text Features Topic Tool* • Adjusting Language • The Big City • Jolly Rogers • Talk of the Town
<p>4</p> <p>Use the range of punctuation taught at Key Stage 2 correctly, such as semi-colons, dashes, colons, hyphens and, when necessary, use such punctuation precisely to enhance meaning and avoid ambiguity.</p>	 <p>Taken from: Upper KS2 Grammar & Punctuation Test #28197</p>	<ul style="list-style-type: none"> • Upper KS2 Grammar & Punctuation Test • Force Field • Phantom Ellipsis

* Topic Tools can be personalised and adaptable to suit many curriculum areas.

About EducationCity

EducationCity produces fun, educational materials to engage students in learning and empower teachers to tailor their teaching. [Take a look at how EducationCity can support you in the classroom:](#)



Target Lesson Objectives Easily

Find relevant content that links to your curriculum by using our Curriculum Map or Search tool.

Comprehensive and clearly organised by strand, content is so easy to access!



Plan in Advance

When planning your lessons, choose your Activities in advance and put them into a MyCity so they're easy for students to access. Choose a meaningful name for each MyCity and you'll be able to update and retrieve them year after year!



Differentiated Teaching

Monitor progress with SuccessTracker and you'll be able to identify the strengths and areas of development for each of your students and so choose relevant activities to help them progress.



Flexible Learning

EducationCity is accessible via desktops, laptops, tablets and whiteboards, so can support you whatever equipment is available in your classroom.



Lesson Plans

Access our ready-made Lesson Plans and topical content to support teaching and learning in the classroom.

There's more to EducationCity than Activities alone!



Blog

Keep abreast of events in the teaching arena, changes to the resource, and see how EducationCity is supporting the education community.



"Teachers have been delighted with the content of this package and most impressed with how easy it is to find appropriate learning and teaching resources and then to use them in a variety of ways."

Mark Sanderson,

Senior ICT Consultant, Herefordshire Learning and Achievement Service

Want to find out more about EducationCity?

If there are any aspects of EducationCity that you need refreshing on, or just need guidance in terms of best practice, do get in touch. You can contact us by phone on +44 (0)1572 725080 or email us at customerservice@educationcity.com.

Website: www.educationcity.com
Email: customerservice@educationcity.com