



A FREE RESOURCE PACK FROM EDUCATIONCITY

Reading Comprehension



English



School Worksheets



Suitability

Reading Comprehension Worksheets

What Does This Pack Include?

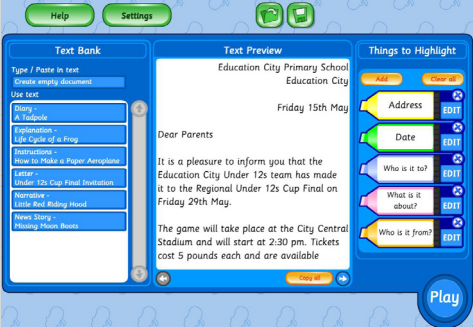


This pack has been created by teachers, for teachers. In it, you'll find high quality worksheets and Activity Sheets with answers, to support students to develop their reading comprehension skills.

To go directly to the content, simply click on the title in the index below:

GREAT OUTDOORS:	
Learning Objective: Ask and answer questions about the key details in a story.	<ul style="list-style-type: none"> • Activity Sheet • Activity Sheet with Answers
TWIN TALES:	
Learning Objective: Compare and contrast the adventures and experiences of characters in familiar stories.	<ul style="list-style-type: none"> • Activity Sheet • Activity Sheet with Answers
CANOPY CLUES:	
Learning Objective: Use contextual clues to help identify unfamiliar words.	<ul style="list-style-type: none"> • Activity Sheet • Activity Sheet with Answers
SURVIVE A SHOWER:	
Learning Objective: Infer the meaning of unknown words in context.	<ul style="list-style-type: none"> • Activity Sheet • Activity Sheet with Answers

Other Resources Linking to the Theme

Before deciding what to include in your lessons, check out our online content relating to comprehension at Key Stage 1 level too. It's simple to access, just enter the Content ID number into EducationCity's Search Content tool!

Topic Tools: Explore Concepts as a Class	Learn Screens: Introduce or Reinforce a New Concept	Activities: Educational Content
Text Features Content ID: 2126, 2127	Billy and Ed's Adventure Content ID: 27572	Great Outdoors Content ID: 12370
		
Help students understand the features of different text types and explore the differences between fiction and non-fiction.	Listen to a story and select questions for small group discussions.	Develop questioning and answer skills using a narrative stimulus.

Enjoyed these resources?

Why not start a free trial of the full EducationCity resource and see what else we can offer you!

Email us at trials@EducationCity.com
 or call us on +44 (0)1572 725080!



Name: _____ Class: _____

Read the rhyme below, remembering the key details.
When you have finished, answer the questions.

Stig brought a beach ball.


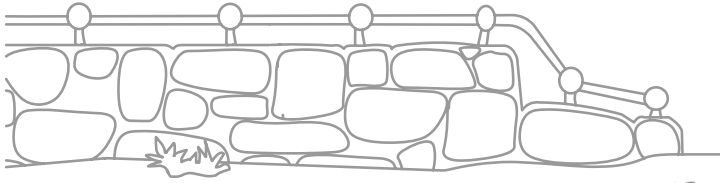
Splish splash to the water we dash.

Rosa brought a float.

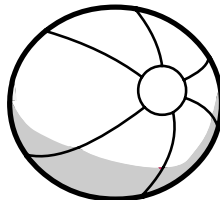
Splish splash to the water we dash.

Klara brought a bucket.

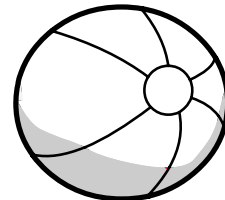
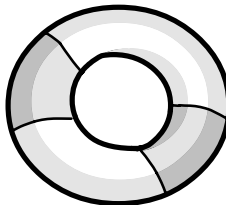
Splish splash to the water we dash.



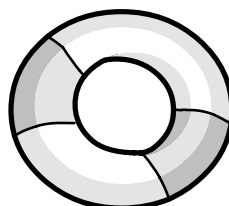
1 What did Stig bring?



2 What did Rosa bring?



3 What did Klara bring?



Let's talk about it!
What are the key facts in the rhyme?



Name: _____ Class: _____

Read the rhyme below, remembering the key details.
When you have finished, answer the questions.

Stig brought a beach ball.


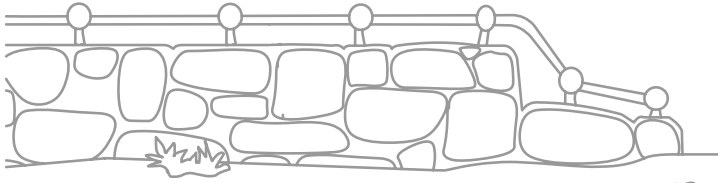
Splish splash to the water we dash.

Rosa brought a float.


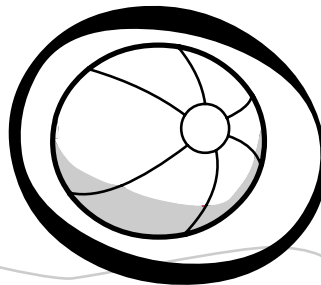
Splish splash to the water we dash.

Klara brought a bucket.

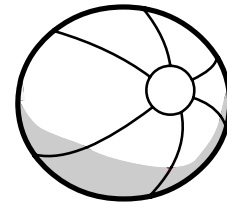
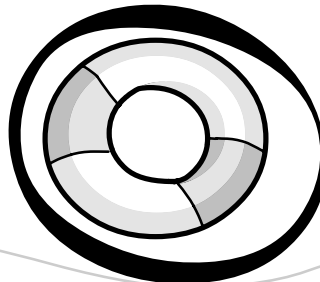
Splish splash to the water we dash.




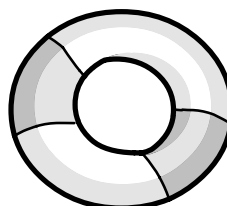
1 What did Stig bring?



2 What did Rosa bring?



3 What did Klara bring?



Let's talk about it!
What are the key facts in the rhyme?




Name: _____ Class: _____

Listen to the following stories.

Cut out and glue the pictures in their correct places on the diagram below.


1

Once upon a time there was a rabbit. He wanted to give his mum something special for her birthday. He saw some flowers in the garden. He picked her a big bunch and tied them with some ribbon. He gave the flowers to his mum. She was so happy.



2

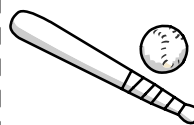

Rabbit came home from playing rounders. He started to play with a ball. When he threw it, it broke his mum's favourite vase. Rabbit felt terrible. He wanted to show her how sorry he was so he picked her some pretty flowers. He gave them to his mum and said sorry. She gave him a big hug.



Story 1

Both Stories

Story 2






Name: _____ Class: _____

Listen to the following stories.
Cut out and glue the pictures in their correct places on the diagram below.


1

Once upon a time there was a rabbit. He wanted to give his mum something special for her birthday. He saw some flowers in the garden. He picked her a big bunch and tied them with some ribbon. He gave the flowers to his mum. She was so happy.




2

Rabbit came home from playing rounders. He started to play with a ball. When he threw it, it broke his mum's favourite vase. Rabbit felt terrible. He wanted to show her how sorry he was so he picked her some pretty flowers. He gave them to his mum and said sorry. She gave him a big hug.




Story 1



Both Stories



Story 2





Dashed lines for cutting and gluing the pictures into the stories.



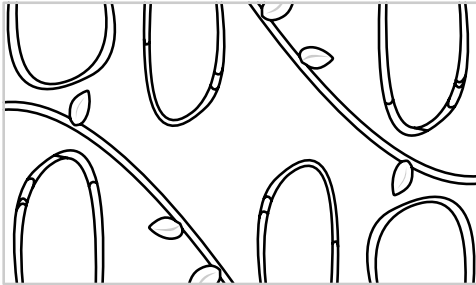
Name: _____ Class: _____

Listen as your teacher reads each sentence aloud.
Use the clues to help you work out what the underlined word means.
Circle the correct answer.

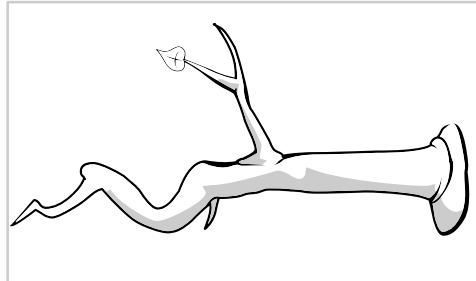
1 Look for a bush with red blossoms.





2 Go through the tangled, knotted vines.



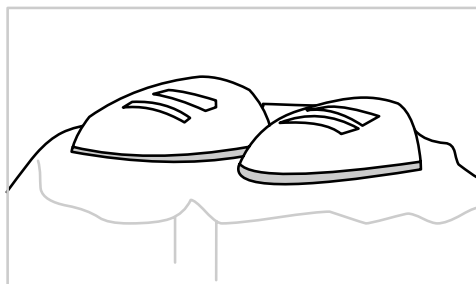

3 Look for a tree that has a mark on its bark.



4 Go to the small green fern growing by the path.



5 Your shoes may get damp when you cross the river.







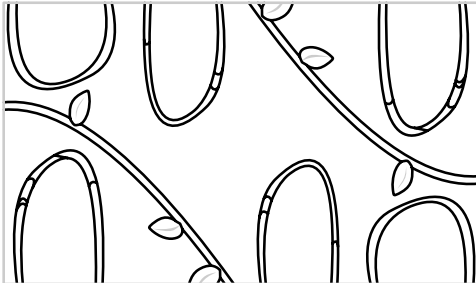
Name: _____ Class: _____

Listen as your teacher reads each sentence aloud.
Use the clues to help you work out what the underlined word means.
Circle the correct answer.

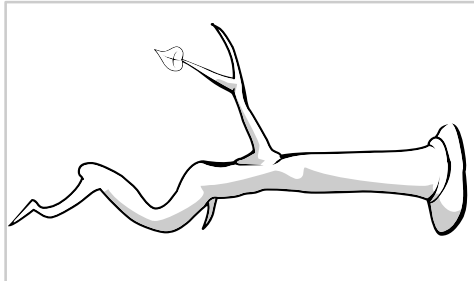
1 Look for a bush with red blossoms.





2 Go through the tangled, knotted vines.



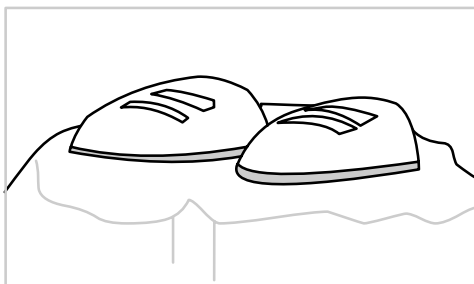

3 Look for a tree that has a mark on its bark.



4 Go to the small green fern growing by the path.



5 Your shoes may get damp when you cross the river.





Name: _____ Class: _____

Use the correct expressive words from the list to complete the sentences.

remarkable	essential	delightful	huddle
pleasantly	document	expression	

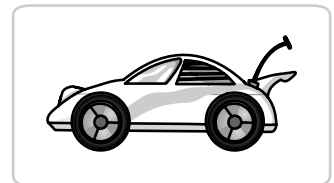

- 1 Sten had a surprised _____ on his face.
- 2 Klara was _____ surprised when she won the prize.
- 3 The children had to _____ together to keep warm.
- 4 Stig scored a _____ goal to win the game.
- 5 Manu had a _____ day at the park.
- 6 Klara took the important _____ to the office.



distance	survey	appearance
respect	annoyed	peculiar

- a _____
- b _____
- c _____
- d _____
- e _____
- f _____

On the back of the sheet try to think of 3 really interesting words to describe these objects then write them in a sentence.





Name: _____ Class: _____

Use the correct expressive words from the list to complete the sentences.

remarkable essential delightful huddle
 pleasantly document expression

- 1 Sten had a surprised expression on his face.
- 2 Klara was pleasantly surprised when she won the prize.
- 3 The children had to huddle together to keep warm.
- 4 Stig scored a remarkable goal to win the game.
- 5 Manu had a delightful day at the park.
- 6 Klara took the important document to the office.

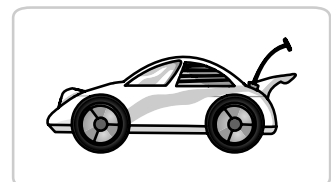



distance survey appearance
 respect annoyed peculiar

- a Sten could see Klara in the distance.
- b Manu completed a survey on school dinners.
- c Stig was dirty and unhappy about his appearance.
- d Sten always tried to treat his teacher with respect.
- e Klara was annoyed with Stig for burning their dinner.
- f Manu dug up a peculiar object from the ground.

Suggested answers

On the back of the sheet try to think of 3 really interesting words to describe these objects then write them in a sentence.



About EducationCity

EducationCity produces fun, educational materials to engage students in learning and empower teachers to tailor their teaching. [Take a look at how EducationCity can support you in the classroom:](#)



Target Lesson Objectives Easily

Find relevant content that links to your curriculum by using our Curriculum Map or Search tool.

Comprehensive and clearly organised by strand, content is so easy to access!



Plan in Advance

When planning your lessons, choose your Activities in advance and put them into a MyCity so they're easy for students to access. Choose a meaningful name for each MyCity and you'll be able to update and retrieve them year after year!



Differentiated Teaching

Monitor progress with SuccessTracker and you'll be able to identify the strengths and areas of development for each of your students and so choose relevant activities to help them progress.



Flexible Learning

EducationCity is accessible via desktops, laptops, tablets and whiteboards, so can support you whatever equipment is available in your classroom.



Lesson Plans

Access our ready-made Lesson Plans, topical content and Teacher Resource Pack to support teaching and learning in the classroom.

There's more to EducationCity than Activities alone!



Blog

Keep abreast of events in the teaching arena, changes to the resource, and see how EducationCity is supporting the education community.



"Teachers have been delighted with the content of this package and most impressed with how easy it is to find appropriate learning and teaching resources and then to use them in a variety of ways."

Mark Sanderson,

Senior ICT Consultant, Herefordshire Learning and Achievement Service

Want to find out more about EducationCity?

Start a free trial for your school today and see it for yourself. Simply call us on +44 (0)1572 725080 or email trials@EducationCity.com to arrange.

Website: www.EducationCity.com
Email: trials@EducationCity.com