



A FREE RESOURCE PACK FROM EDUCATIONCITY

Contractions



English



School Worksheets



Suitability

Contractions Worksheets

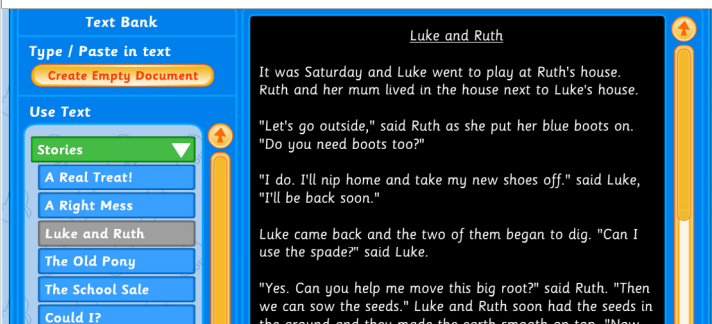

What Does This Pack Include?

This pack has been created by teachers, for teachers. In it, you'll find high quality Activity Sheets and Answer Sheets. These will help your students identify and use contractions in practice. To go directly to the content, simply click on the title in the index below:

APOSTROPHE POND	
Learning Objective: Word reading Read the words and match them to their contracted form.	<ul style="list-style-type: none"> • Activity Sheet • Activity Sheet with Answers
CROAKING CONTRACTIONS	
Learning Objective: Vocabulary, grammar and punctuation Listen to the words. Select the right contracted form then drag and drop the correct letters and punctuation to spell it.	<ul style="list-style-type: none"> • Activity Sheet • Activity Sheet with Answers
FORCE FIELD	
Learning Objective: Vocabulary, grammar and punctuation Match words to their contracted form.	<ul style="list-style-type: none"> • Activity Sheet • Activity Sheet with Answers
GOLD LETTER DAY	
Learning Objective: Vocabulary, grammar and punctuation Contractions: using an apostrophe.	<ul style="list-style-type: none"> • Activity Sheet • Activity Sheet with Answers
GOLD LETTER DAY	
Learning Objective: Vocabulary, grammar and punctuation Contractions: using an apostrophe with words from high frequency word lists.	<ul style="list-style-type: none"> • Activity Sheet • Activity Sheet with Answers
NINE LIVES	
Learning Objective: Vocabulary, grammar and punctuation Contractions: using an apostrophe for pronoun words.	<ul style="list-style-type: none"> • Activity Sheet • Activity Sheet with Answers

Other Resources Linking to the Theme

Before deciding what to include in your lesson, check out our online content relating to contractions too. It's simple to find, just enter the Content ID number into EducationCity's Search Content tool?

Topic Tools: Explore Concepts as a Class	Activities: Educational Content
Teleprompter Content ID: 13727  <p>Identify contractions with your students using our selection of text banks. Great to use on interactive whiteboards.</p>	Croaking Contractions Content ID: 28000  <p>Test out your students' understanding of contractions with this interactive game.</p>

Enjoyed these resources?

Why not start a free trial of the full EducationCity resource and see what else we can offer you?

Email us at trials@EducationCity.com
or call us on +44 (0)1572 725080!



Name: _____ Class: _____

Look at the contractions in the pond. Write them under the correct lily pad.

1



2



3



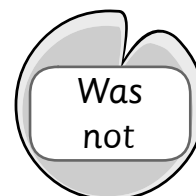
4




5



6





Look at the Read the sentence and underline the contraction.

1

I think he'll need some help.

2

I've seen that film before.

3

It looks like they've finished the puzzle.

4

She'll need a coat.





Name: _____ Class: _____

Look at the contractions in the pond. Write them under the correct lily pad.

1



I'll

2



I'm

3



they've

4



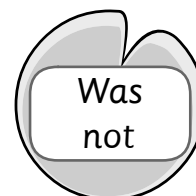
he'll

5




he's

6



wasn't



Look at the Read the sentence and underline the contraction.

1

I think he'll need some help.

2

I've seen that film before.

3

It looks like they've finished the puzzle.

4

She'll need a coat.





Name: _____ Class: _____

Write the contractions in the space below.

1 should have

2 they will

3 have not


4 has not

5 could have

6 they are

7 do not

8 can not



Write the words that have been shortened to form contractions.

9 didn't

10 let's

11 we've

12 isn't

13 it'll

14 couldn't

15 they'd

16 I've





Name: _____ Class: _____

Write the contractions in the space below.

1 should have
should've

2 they will
they'll

3 have not
haven't


4 has not
hasn't

5 could have
could've

6 they are
they're

7 do not
don't

8 can not
can't



Write the words that have been shortened to form contractions.

9 didn't
did not

10 let's
let us

11 we've
we have

12 isn't
is not

13 it'll
it will

14 couldn't
could not

15 they'd
they had

16 I've
I have



Name: _____ Class: _____


Shorten the words and colour the circle showing the correct contracted form.








- | | | | |
|---------------|------------|-----------|----------|
| 1 there is | ther'is | there's | ther's |
| 2 is not | isn't | isit'nt | is't |
| 3 does not | do'nt | does't | doesn't |
| 4 should have | should'ave | should've | shoul've |
| 5 would not | wouldn't | would'nt | woul'nt |
| 6 can not | cann't | can't | cannt' |

Shorten the underlined words in the sentence by writing their contracted form in the box provided.

- 1 It is a long way to Mars.
- 2 I have not been in a spaceship.
- 3 We were not able to get there in time.
- 4 She has not got a spacesuit.
- 5 You could have been hurt!
- 6 The aliens said they are coming to help.

Navigate your way through the asteroid belt, to the Moon, by colouring the contractions that match the words on the rocket.



I'm	youw'll	wher's	whoe's	
	you'll	where's		lw'll
I'me			who's	shee's
you'l	wheri's	who'is	she's	Ia'l
I'am		shea's		I'll



Name: _____ Class: _____


Shorten the words and colour the circle showing the correct contracted form.





- | | | | |
|---------------|-----------------|------------------|----------------|
| 1 there is | ther'is | there's | ther's |
| 2 is not | isn't | isit'nt | is't |
| 3 does not | do'nt | does't | doesn't |
| 4 should have | should've | should've | shoul've |
| 5 would not | wouldn't | would'nt | woul'nt |
| 6 can not | can'n't | can't | cantt' |

Shorten the underlined words in the sentence by writing their contracted form in the box provided.

- | | |
|---|-----------------|
| 1 <u>It is</u> a long way to Mars. | It's |
| 2 I <u>have not</u> been in a spaceship. | haven't |
| 3 We <u>were not</u> able to get there in time. | weren't |
| 4 She <u>has not</u> got a spacesuit. | hasn't |
| 5 You <u>could have</u> been hurt! | could've |
| 6 The aliens said <u>they are</u> coming to help. | they're |

Navigate your way through the asteroid belt, to the Moon, by colouring the contractions that match the words on the rocket.



I'm	youw'll	wher's	whoe's	
	you'll	where's		lw'll
I'me			who's	shee's
you'l	wheri's	who'is	she's	Ia'l
I'am		shea's		I'll





Name: _____ Class: _____

Rewrite the sentences writing contractions using an apostrophe.


- 1 Manu was excited - he had no idea where he was going.

- 2 Klara is certain there is no money left in her purse.

- 3 Who had left the party before they brought the cake out?

- 4 "Where is my favourite CD?" asked Sten.

- 5 "I would love to go on the camping trip" said Manu.



Colour to match these contracted verbs.

they have

don't

did not

didn't

I'd

we are

I had

we'd

they've

we had

do not

I am

I'm

should not


we're



Name: _____ Class: _____

Rewrite the sentences writing contractions using an apostrophe.

- 1 Manu was excited - he had no idea where he was going.
Manu was excited - he'd no idea where he was going.
- 2 Klara is certain there is no money left in her purse.
Klara's certain there's no money left in the piggy bank.
- 3 Who had left the party before they brought the cake out?
Who'd left the party before they brought the cake out?
- 4 "Where is my favourite CD?" asked Sten.
"Where's my favourite CD?" asked Sten.
- 5 "I would love to go on the camping trip" said Manu.
"I'd love to go on the camping trip," said Manu.



Colour to match these contracted verbs.

they have

don't

did not

didn't

I'd

we are

I had

we'd

they've

we had

do not

I am

I'm

should not

we're



Name: _____ Class: _____

Spell a contraction for each of the words listed on the envelopes.

1 do not

2 can not

3 does not

4 will not

5 is not

6 I would

7 I have

8 I will

9 I am

10 she is

11 he is

12 it is

13 there is





Name: _____ Class: _____

Spell a contraction for each of the words listed on the envelopes.

1 do not

_____ don't _____

2 can not

_____ can't _____

3 does not

_____ doesn't _____

4 will not

_____ won't _____

5 is not

_____ isn't _____

6 I would

_____ I'd _____

7 I have

_____ I've _____

8 I will

_____ I'll _____

9 I am

_____ I'm _____

10 she is

_____ she's _____

11 he is

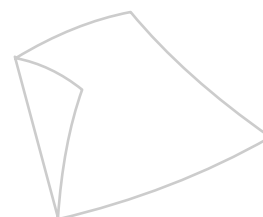


_____ he's _____

12 it is

_____ it's _____

13 there is

_____ there's _____





Name: _____ Class: _____

Draw a line to join the words to the matching contraction.

she is

didn't

are not

she's

did not

aren't

we will

they're

they are

we'll

is not

I'd

I would

isn't

you have

you've

he is

you're

you are

he's




Can you write a sentence using one of the contractions?





Name: _____ Class: _____

Draw a line to join the words to the matching contraction.



she is	_____	didn't
are not	_____	she's
did not	_____	aren't
we will	_____	they're
they are	_____	we'll
is not	_____	I'd
I would	_____	isn't
you have	_____	you've
he is	_____	you're
you are	_____	he's

Can you write a sentence using one of the contractions?

They're going fishing today.

Suggested answer



About EducationCity

EducationCity produces fun, educational materials to engage students in learning and empower teachers to tailor their teaching. [Take a look at how EducationCity can support you in the classroom:](#)



Target Lesson Objectives Easily

Find relevant content that links to your curriculum by using our Curriculum Map or Search tool.

Comprehensive and clearly organised by strand, content is so easy to access!



Plan in Advance

When planning your lessons, choose your Activities in advance and put them into a MyCity so they're easy for students to access. Choose a meaningful name for each MyCity and you'll be able to update and retrieve them year after year!



Differentiated Teaching

Monitor progress with SuccessTracker and you'll be able to identify the strengths and areas of development for each of your students and so choose relevant activities to help them progress.



Flexible Learning

EducationCity is accessible via desktops, laptops, tablets and whiteboards, so can support you whatever equipment is available in your classroom.



Lesson Plans

Access our ready-made Lesson Plans, topical content and Teacher Resource Pack to support teaching and learning in the classroom.

There's more to EducationCity than Activities alone!



Blog

Keep abreast of events in the teaching arena, changes to the resource, and see how EducationCity is supporting the education community.



“Teachers have been delighted with the content of this package and most impressed with how easy it is to find appropriate learning and teaching resources and then to use them in a variety of ways.”

Mark Sanderson,

Senior ICT Consultant, Herefordshire Learning and Achievement Service

Want to find out more about EducationCity?

Start a free trial for your school today and see it for yourself. Simply call us on +44 (0)1572 725080 or email trials@EducationCity.com to arrange.

Website: www.EducationCity.com
Email: trials@EducationCity.com

